

Signify Classified - Internal
Cooper Lighting Solutions Photometric Lab
1121 Highway 74 South
Peachtree City, GA 30269



Scaled data based on original data using
LM-79-08 Approved Method: Electrical and Photometric Measurements of Solid-
State Lighting Products

Test Report Prepared for
Cooper Lighting Solutions
(formerly Eaton)

Brand: INVUE

Report Number: P869019

Luminaire Tested: **EMM2-HSN-SA1A-730-U-T4W**

Issue Date: 08/22/2024



Test Information

Test Method: LM-79-08
Report Number: P869019
Test Lab: INNOVATION CENTER(G3)
Issue Date: 08/22/2024
Manufacturer: COOPER LIGHTING SOLUTIONS (FORMERLY EATON)
Product Line: INVUE
Catalog Number: EMM2-HSN-SA1A-730-U-T4W
Description: EPIC MODERN SHORT HOUSING DISCRETE LED ARRAYS 40W 70CRI 3000K
FIXTURE w/ TYPE IV WIDE DISTRIBUTION OPTIC
Light Source: (10) 3000K CCT, 70 CRI LEDS
Ballast/Driver: ELECTRONIC DRIVER

Summary

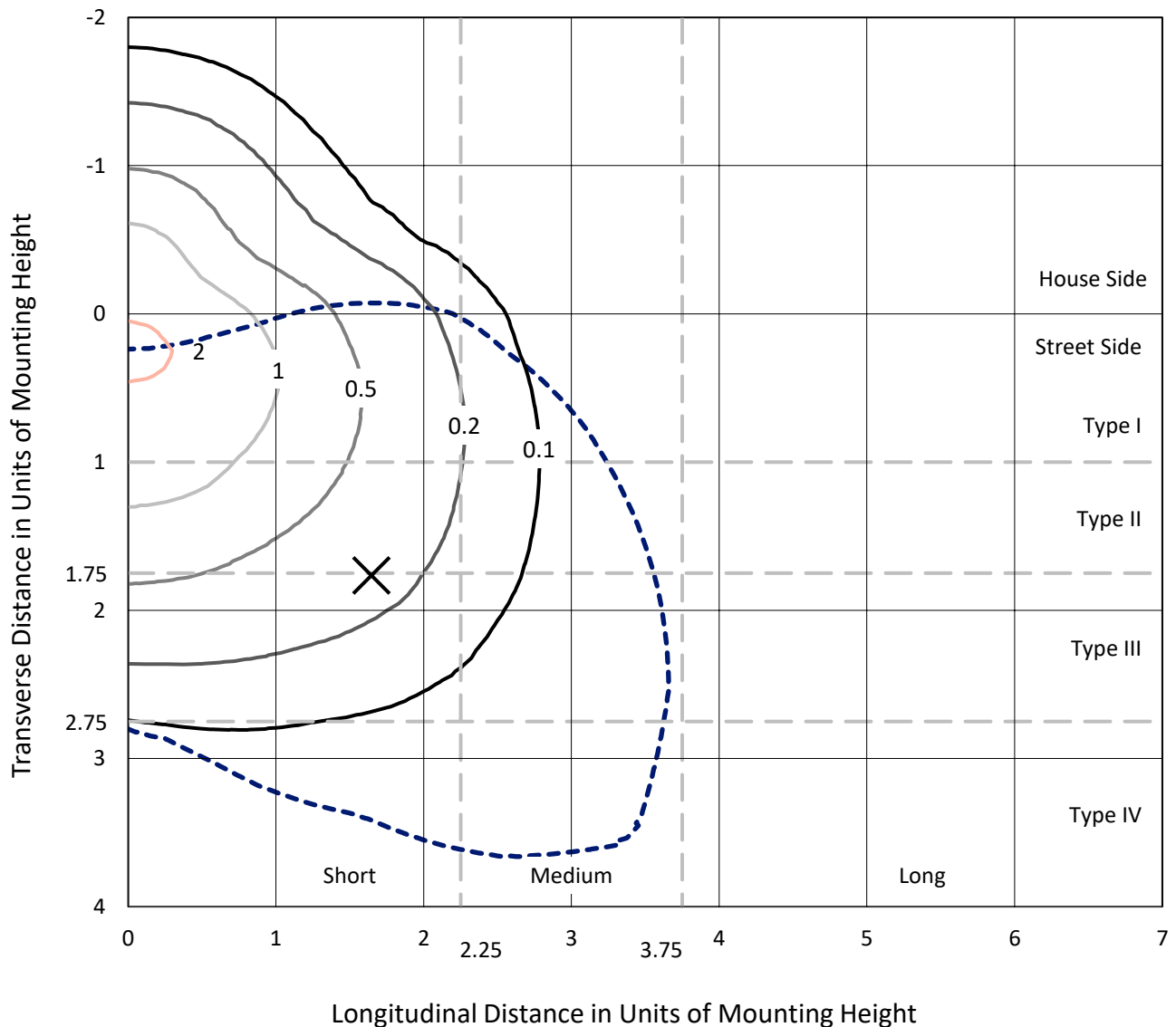
Lumens per Lamp: N/A
Luminaire Lumens: 4605.4 lumens
Efficiency: N/A
Efficacy: 140.4 lumens/watt
Luminous Opening: Rectangular (W 0.33' x L: 0.33' x H: 0')
IES Classification: Type IV - Short
BUG Rating: B1 - U0 - G1

Input Watts (W): 32.8
Input Voltage (V): 120
Input Current (A_{in}): NR
Voltage Rise (V): NR
Power Factor: 0.99
Total Harmonic Distortion (THDi): 9.76%
Frequency (hertz): 60
Stabilization Time: NR
Operation Time: NR
Ambient Temperature (°C): NR
Test Distance: 24 FT

REPORT NUMBER: P869019
 CATALOG NUMBER: EMM2-HSN-SA1A-730-U-T4W

Iso-Footcandle Lines of Horizontal Illumination

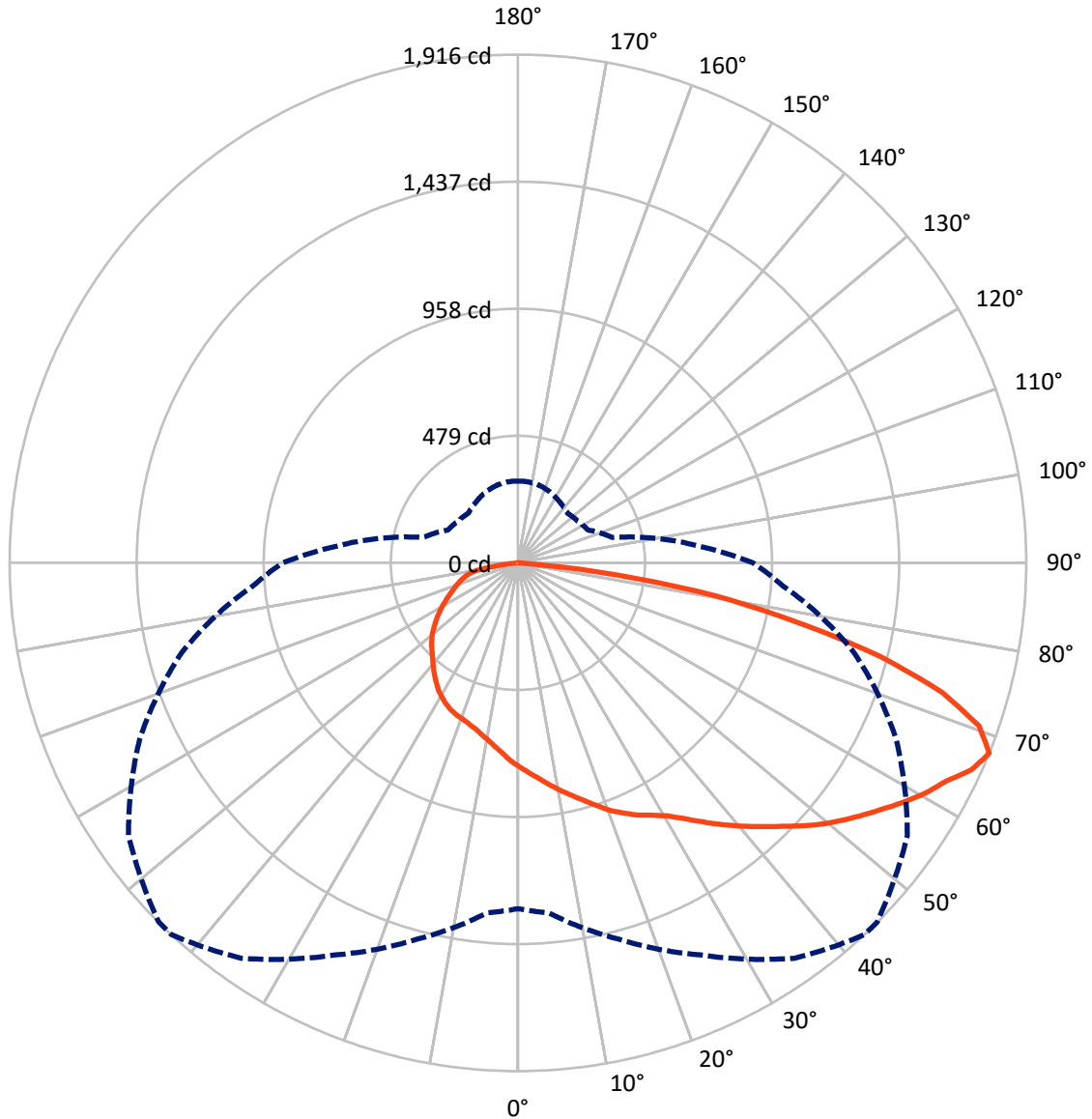
× Max cd
 - - - 1/2 Max cd



Based on 20 foot mounting height. Maximum calculated value = 2.2 fc
 Type IV - Short - N/A

REPORT NUMBER: P869019
CATALOG NUMBER: EMM2-HSN-SA1A-730-U-T4W

Luminous Intensity Polar Plot



— Vertical Plane Through 43-Deg Lateral - - - Horizontal Cone Through 67.5-Deg Vertical

REPORT NUMBER: P869019
 CATALOG NUMBER: EMM2-HSN-SA1A-730-U-T4W

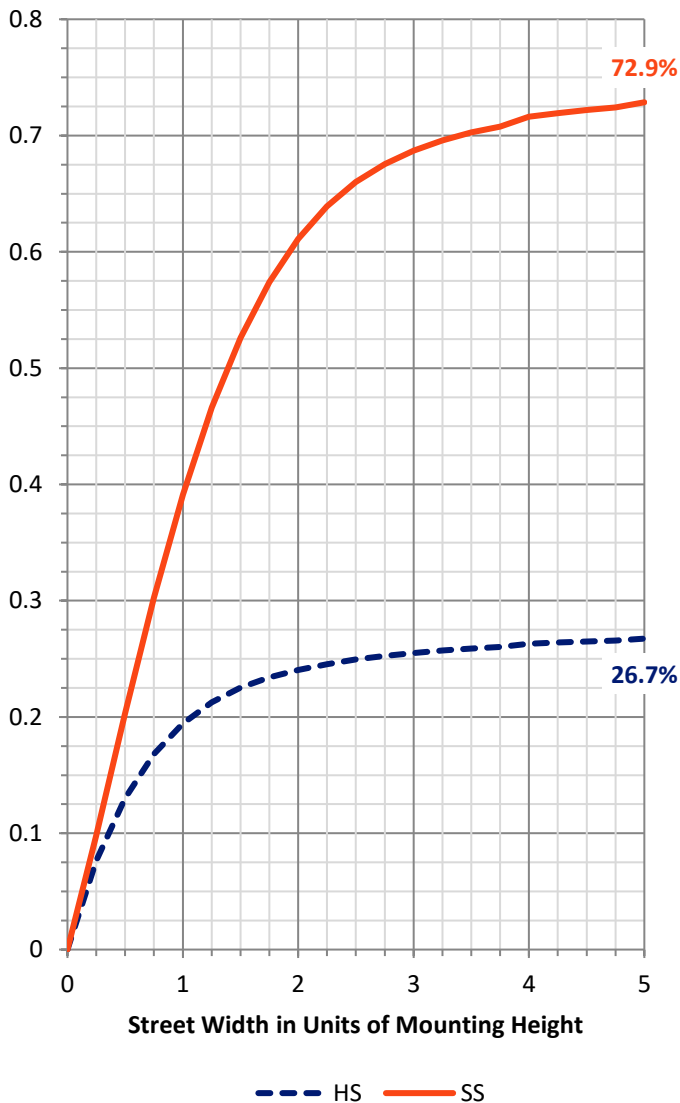
FLUX DISTRIBUTION:

		Downward	Upward	Total
House Side	Lumens	1238.9	0.0	1238.9
	% Fixture	26.9	0.0	26.9
Street Side	Lumens	3366.5	0.0	3366.5
	% Fixture	73.1	0.0	73.1
Total	Lumens	4605.4	0.0	4605.4
	% Fixture	100.0	0.0	100.0

Coefficient of Utilization

ZONAL LUMENS:

Zone	Lumens	% Fixture
0°-10°	73.6	1.6
10°-20°	224.7	4.9
20°-30°	383.3	8.3
30°-40°	559.1	12.1
40°-50°	751.1	16.3
50°-60°	919.4	20.0
60°-70°	967.7	21.0
70°-80°	631.7	13.7
80°-90°	94.8	2.1
90°-100°	0.0	0.0
100°-110°	0.0	0.0
110°-120°	0.0	0.0
120°-130°	0.0	0.0
130°-140°	0.0	0.0
140°-150°	0.0	0.0
150°-160°	0.0	0.0
160°-170°	0.0	0.0
170°-180°	0.0	0.0
0°-90°	4605.4	100.0
0°-180°	4605.4	100.0



REPORT NUMBER: P869019

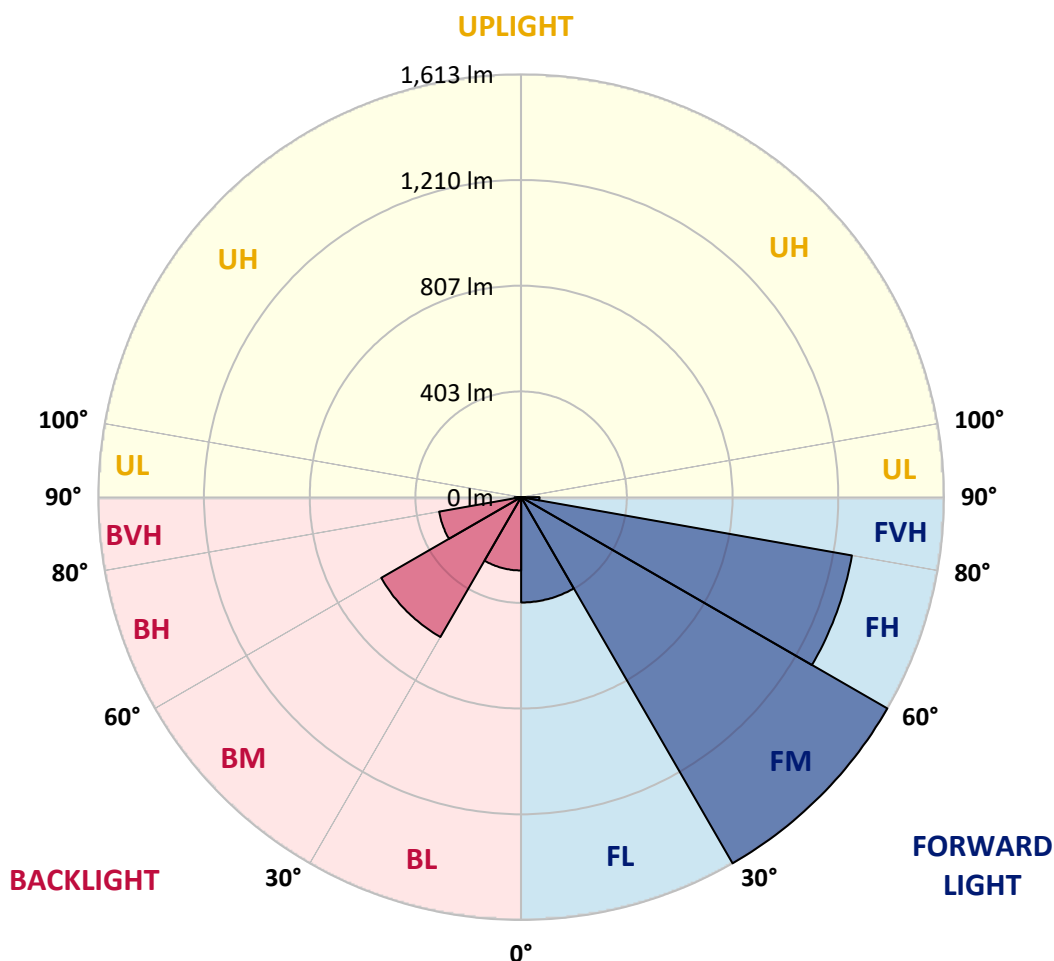
CATALOG NUMBER: EMM2-HSN-SA1A-730-U-T4W

LUMINAIRE CLASSIFICATION SYSTEM LUMEN TABLE AND BUG RATING:

Zone		Lumens	% Fixture	Zone Rating/Lumen Limit		
				B	U	G
FL	(0°-30°)	401.9	8.7			
FM	(30°-60°)	1613.2	35.0			
FH	(60°-80°)	1281.5	27.8			G1/1800
FVH	(80°-90°)	69.9	1.5			G1/100
BL	(0°-30°)	279.7	6.1	B1/500		
BM	(30°-60°)	616.4	13.4	B1/1000		
BH	(60°-80°)	317.9	6.9	B1/500		G1/500
BVH	(80°-90°)	24.9	0.5			G1/100
UL	(90°-100°)	0.0	0.0		U0/0	
UH	(100°-180°)	0.0	0.0		U0/0	

BUG Rating: B1-U0-G1

Type IV Short





REPORT NUMBER: P869019

CATALOG NUMBER: EMM2-HSN-SA1A-730-U-T4W

CANDELA DISTRIBUTION (FULL):

	0°	5°	15°	25°	35°	43°	45°	55°	65°	75°	85°
0°	768.8	768.8	768.8	768.8	768.8	768.8	768.8	768.8	768.8	768.8	768.8
2.5°	804.2	803.2	800.5	798.6	793.0	792.1	792.1	786.5	780.0	776.2	772.5
5°	840.5	835.9	834.0	830.3	821.0	815.4	817.2	807.0	793.9	784.6	774.4
7.5°	873.1	871.3	864.8	860.1	848.9	843.3	841.5	825.6	808.8	794.9	778.1
10°	912.3	907.6	903.9	894.6	879.7	871.3	868.5	848.0	826.5	807.9	785.5
12.5°	947.7	942.1	937.4	928.1	913.2	899.2	895.5	872.2	845.2	820.0	792.1
15°	974.7	975.6	971.0	962.6	945.8	929.0	926.3	895.5	862.9	832.1	798.6
17.5°	999.9	1003.6	1000.8	995.2	978.4	961.7	958.9	924.4	885.3	846.1	806.0
20°	1024.1	1024.1	1023.2	1019.4	1007.3	996.1	990.5	956.1	906.7	861.0	816.3
22.5°	1038.1	1041.8	1041.8	1041.8	1034.3	1025.0	1023.2	989.6	935.6	879.7	825.6
25°	1059.5	1064.2	1064.2	1062.3	1055.8	1053.0	1050.2	1018.5	963.5	901.1	835.9
27.5°	1105.2	1104.2	1096.8	1087.5	1078.1	1077.2	1073.5	1051.1	996.1	924.4	849.8
30°	1168.5	1170.4	1161.1	1132.2	1110.8	1106.1	1107.0	1087.5	1034.3	951.4	865.7
32.5°	1265.4	1265.4	1229.1	1191.8	1161.1	1149.0	1146.2	1129.4	1073.5	981.2	883.4
35°	1338.1	1335.3	1314.8	1271.0	1232.8	1198.4	1193.7	1171.3	1117.3	1014.8	903.0
37.5°	1393.1	1398.7	1382.9	1349.3	1312.0	1252.4	1243.1	1211.4	1157.3	1047.4	922.5
40°	1499.3	1485.4	1447.2	1416.4	1371.7	1305.5	1297.1	1258.0	1198.4	1083.7	946.8
42.5°	1576.7	1557.1	1513.3	1472.3	1416.4	1358.6	1351.2	1308.3	1245.9	1124.7	971.9
45°	1687.6	1643.8	1583.2	1546.9	1467.7	1416.4	1407.1	1360.5	1295.3	1168.5	1003.6
47.5°	1794.7	1718.3	1654.0	1637.2	1523.6	1478.8	1471.4	1417.3	1348.4	1216.1	1034.3
50°	1780.8	1730.4	1709.0	1693.2	1572.0	1537.5	1530.1	1475.1	1402.4	1266.4	1065.1
52.5°	1745.3	1750.0	1750.9	1712.7	1617.7	1592.5	1585.1	1537.5	1458.3	1310.2	1094.9
55°	1782.6	1788.2	1787.3	1729.5	1670.8	1647.5	1642.8	1600.9	1512.4	1351.2	1116.3
57.5°	1839.5	1820.8	1818.0	1771.4	1727.6	1706.2	1700.6	1664.3	1558.0	1381.0	1133.1
60°	1849.7	1812.4	1824.5	1780.8	1770.5	1764.0	1762.1	1719.3	1600.9	1405.2	1139.6
62.5°	1735.1	1728.6	1776.1	1758.4	1792.9	1811.5	1812.4	1758.4	1624.2	1414.5	1133.1
65°	1539.4	1565.5	1668.0	1719.3	1826.4	1879.5	1877.7	1781.7	1621.4	1387.5	1093.1
67.5°	1303.6	1324.1	1468.6	1630.7	1819.0	1915.9	1914.9	1791.9	1573.0	1313.0	1002.7
70°	988.7	1053.0	1258.0	1471.4	1718.3	1844.1	1860.0	1734.2	1462.1	1176.9	865.7
72.5°	752.0	762.2	1010.1	1233.8	1538.5	1673.6	1670.8	1549.7	1276.6	991.5	721.2
75°	533.9	556.3	760.4	956.1	1260.8	1410.8	1404.3	1271.0	1018.5	771.6	551.7
77.5°	397.9	406.3	556.3	709.1	943.0	1078.1	1075.3	939.3	749.2	566.6	410.9
80°	290.7	304.7	400.7	494.8	639.2	755.7	752.0	623.4	480.8	396.0	300.1
82.5°	163.1	173.3	233.0	299.1	337.3	373.7	357.8	299.1	219.0	170.5	147.2
85°	4.7	5.6	8.4	10.3	17.7	29.8	32.6	28.9	34.5	21.4	23.3
87.5°	1.9	1.9	1.9	1.9	1.9	2.8	2.8	2.8	2.8	2.8	2.8
90°	0.0	0.0	0.0	0.0	0.0	0.0	0.0	0.0	0.0	0.0	0.0



REPORT NUMBER: P869019

CATALOG NUMBER: EMM2-HSN-SA1A-730-U-T4W

CANDELA DISTRIBUTION (continued):

	90°	95°	105°	115°	125°	135°	145°	155°	165°	175°	180°
0°	768.8	768.8	768.8	768.8	768.8	768.8	768.8	768.8	768.8	768.8	768.8
2.5°	770.6	766.9	759.5	754.8	752.0	748.3	742.7	739.0	736.2	739.9	739.0
5°	769.7	762.2	749.2	739.9	730.6	723.1	714.7	708.2	704.5	706.3	705.4
7.5°	769.7	760.4	739.9	725.0	711.0	699.8	690.5	682.1	678.4	679.3	678.4
10°	773.4	760.4	733.4	711.9	693.3	680.2	670.0	662.5	659.7	662.5	663.5
12.5°	777.2	760.4	727.8	700.7	676.5	662.5	653.2	648.6	650.4	651.4	652.3
15°	779.0	759.5	722.2	687.7	660.7	645.8	640.2	639.2	643.9	648.6	649.5
17.5°	783.7	758.5	713.8	674.7	646.7	634.6	631.8	635.5	644.8	651.4	653.2
20°	789.3	760.4	704.5	658.8	632.7	623.4	628.1	636.4	647.6	656.9	658.8
22.5°	794.9	761.3	696.1	644.8	617.8	615.9	626.2	638.3	651.4	660.7	662.5
25°	801.4	761.3	684.9	627.1	602.9	605.7	621.5	637.4	649.5	661.6	663.5
27.5°	807.9	763.2	672.8	607.6	584.3	592.7	612.2	631.8	644.8	656.9	659.7
30°	819.1	766.9	662.5	590.8	565.6	576.8	600.1	622.5	636.4	649.5	652.3
32.5°	830.3	772.5	654.2	573.1	547.0	560.0	586.1	611.3	626.2	638.3	640.2
35°	845.2	780.0	647.6	555.4	528.4	538.6	566.6	594.5	611.3	620.6	625.3
37.5°	861.0	790.2	642.0	539.5	507.9	517.2	547.0	576.8	594.5	603.8	605.7
40°	880.6	804.2	638.3	524.6	488.3	495.7	525.6	558.2	574.9	581.5	585.2
42.5°	902.0	819.1	635.5	509.7	466.9	474.3	506.0	537.7	554.4	560.0	562.8
45°	929.0	838.7	633.7	493.9	449.1	455.7	487.4	519.0	533.0	540.5	543.3
47.5°	954.2	858.2	628.1	475.2	429.6	438.9	467.8	495.7	511.6	516.2	519.0
50°	979.4	875.0	616.9	454.7	411.9	420.3	446.4	466.9	479.0	484.6	486.4
52.5°	1003.6	887.1	599.2	433.3	393.2	398.8	420.3	439.8	448.2	450.1	455.7
55°	1019.4	893.6	574.0	408.1	374.6	376.5	392.3	410.0	414.7	415.6	415.6
57.5°	1030.6	889.9	544.2	383.0	356.0	356.0	365.3	379.3	381.1	382.1	383.9
60°	1032.5	876.9	506.0	359.7	335.5	332.7	342.0	350.4	351.3	353.2	355.0
62.5°	1018.5	848.0	465.0	337.3	315.9	309.4	317.8	326.1	330.8	333.6	335.5
65°	975.6	789.3	418.4	315.0	297.3	286.1	296.3	310.3	319.6	320.6	320.6
67.5°	886.2	694.2	369.0	291.7	274.9	264.6	277.7	292.6	303.8	308.4	307.5
70°	751.1	588.9	323.3	267.4	252.5	246.0	260.0	276.8	286.1	289.8	291.7
72.5°	604.8	471.5	283.3	243.2	233.0	229.2	243.2	260.0	273.0	278.6	279.6
75°	470.6	370.9	249.7	218.1	209.7	210.6	225.5	242.3	256.3	259.1	250.7
77.5°	365.3	295.4	218.1	188.2	183.6	190.1	205.0	222.7	231.1	233.9	228.3
80°	263.7	226.4	176.1	148.2	148.2	158.4	171.5	192.0	194.8	191.0	192.9
82.5°	124.9	110.0	86.7	71.8	67.1	74.5	79.2	85.7	93.2	95.0	90.4
85°	16.8	11.2	8.4	9.3	8.4	5.6	3.7	3.7	3.7	2.8	2.8
87.5°	2.8	2.8	1.9	1.9	1.9	1.9	1.9	1.9	0.9	0.9	0.9
90°	0.0	0.0	0.0	0.0	0.0	0.0	0.0	0.0	0.0	0.0	0.0

LM-79-2019: Approved Method: Electrical and Photometric Measurements of Solid-State Lighting Products

Report Prepared for

Cooper Lighting Solutions

Streetworks

Report Number: SP1-2407-157-4

Test Date: 08/07/2024

Luminaire Tested: MEM2-HTN-SA-40-730-U-5WQ-2

Data in this report applies to families of products including MEM2-HTN-SA-40-730-U-5WQ-2

Test Information

Test Method: LM-79-2019
 Report Number: SP1-2407-157-4
 Test Lab: COOPER LIGHTING SOLUTIONS
 Photometer: SP1 - 76IN SPHERE
 Measurement Geometry: 4π
 Issue Date: 08/20/2024
 Manufacturer: COOPER LIGHTING SOLUTIONS
 Product Line: Streetworks
 Catalog Number: **MEM2-HTN-SA-40-730-U-5WQ-2**
 Description: Epic Modern Light Square 40W 5WQ Optic and Flare Trim

Spectral Parameters

CCT (K): 3057
 CIE u': 0.2487
 CIE v': 0.5199
 Duv: -0.0002
 CIE x: 0.4326
 CIE y: 0.4020
 CIE z: 0.1654
 Peak Wavelength (nm): 593
 Dominant Wavelength (nm): 582
 Purity: 50.50735
 Rf: 74.6
 Rg: 94

CRI (Ra):	71.7		
R1:	68.1	R9:	-34.8
R2:	82.0	R10:	58.5
R3:	93.5	R11:	62.5
R4:	67.5	R12:	47.5
R5:	67.2	R13:	70.7
R6:	74.9	R14:	96.4
R7:	77.4	R15:	60.0
R8:	43.1		



Test Conditions

Stabilization Time: 21M
 Operation Time: 1H 21M
 Sphere Temperature (°C): 24.2

REPORT NUMBER: SP1-2407-157-4

Measurement and Test Equipment			
Instrument	Identification Number	Calibration Date	Calibration Due Date
Photometer	IN0058	6/18/2024	12/18/2024
Power Meter	INXT2011004	2/8/2024	2/8/2025
AC Power Source	IN0063	10/24/2023	10/24/2024
DC Power Source	IN0208	10/24/2023	10/24/2024
Sphere Thermometer	IN0085	10/24/2023	10/24/2024
Room Thermometer	IN0046	10/24/2023	10/24/2024

REPORT NUMBER: SP1-2407-157-4

CIE 1931 Chromaticity Diagram



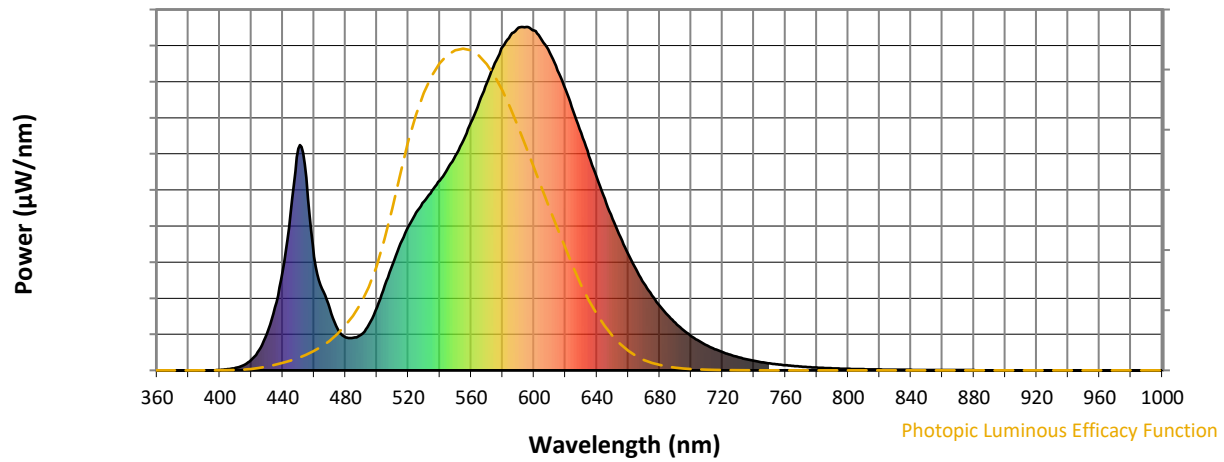
CIE 1931 Chromaticity Diagram with 2017 ANSI 7-Step and 4-Step Quadrangles



Point lies inside the ANSI 3000K 4-step quadrangle

REPORT NUMBER: SP1-2407-157-4

Photopic Flux vs. Wavelength



Photopic Lumens: NR

λ (nm)	Power W [^] /nm	Lumens (ϕ /nm)	λ (nm)	Power W [^] /nm	Lumens (ϕ /nm)	λ (nm)	Power W [^] /nm	Lumens (ϕ /nm)	λ (nm)	Power W [^] /nm	Lumens (ϕ /nm)	λ (nm)	Power W [^] /nm	Lumens (ϕ /nm)
360	0	NR	490	104	NR	620	818	NR	750	20	NR	880	1	NR
365	0	NR	495	135	NR	625	755	NR	755	17	NR	885	0	NR
370	0	NR	500	184	NR	630	691	NR	760	15	NR	890	0	NR
375	0	NR	505	247	NR	635	625	NR	765	13	NR	895	0	NR
380	0	NR	510	309	NR	640	561	NR	770	11	NR	900	0	NR
385	0	NR	515	369	NR	645	499	NR	775	9	NR	905	0	NR
390	0	NR	520	419	NR	650	441	NR	780	8	NR	910	0	NR
395	0	NR	525	460	NR	655	388	NR	785	7	NR	915	0	NR
400	1	NR	530	492	NR	660	338	NR	790	6	NR	920	0	NR
405	3	NR	535	524	NR	665	294	NR	795	5	NR	925	0	NR
410	7	NR	540	553	NR	670	253	NR	800	4	NR	930	0	NR
415	15	NR	545	588	NR	675	218	NR	805	4	NR	935	0	NR
420	31	NR	550	625	NR	680	188	NR	810	3	NR	940	0	NR
425	60	NR	555	670	NR	685	161	NR	815	3	NR	945	0	NR
430	107	NR	560	723	NR	690	139	NR	820	3	NR	950	0	NR
435	183	NR	565	780	NR	695	118	NR	825	2	NR	955	0	NR
440	289	NR	570	837	NR	700	100	NR	830	2	NR	960	0	NR
445	460	NR	575	894	NR	705	85	NR	835	2	NR	965	0	NR
450	646	NR	580	942	NR	710	73	NR	840	1	NR	970	0	NR
455	561	NR	585	976	NR	715	62	NR	845	1	NR	975	0	NR
460	331	NR	590	998	NR	720	53	NR	850	1	NR	980	0	NR
465	238	NR	595	1000	NR	725	45	NR	855	1	NR	985	0	NR
470	178	NR	600	990	NR	730	39	NR	860	1	NR	990	0	NR
475	120	NR	605	962	NR	735	33	NR	865	1	NR	995	0	NR
480	96	NR	610	925	NR	740	28	NR	870	1	NR	1000	0	NR
485	95	NR	615	873	NR	745	24	NR	875	1	NR			

REPORT NUMBER: SP1-2407-157-4

Scotopic Flux vs. Wavelength



Scotopic Lumens: NR

S/P: 1.23

λ (nm)	Power W [^] /nm	Lumens (ϕ /nm)	λ (nm)	Power W [^] /nm	Lumens (ϕ /nm)	λ (nm)	Power W [^] /nm	Lumens (ϕ /nm)	λ (nm)	Power W [^] /nm	Lumens (ϕ /nm)	λ (nm)	Power W [^] /nm	Lumens (ϕ /nm)
360	0	NR	490	104	NR	620	818	NR	750	20	NR	880	1	NR
365	0	NR	495	135	NR	625	755	NR	755	17	NR	885	0	NR
370	0	NR	500	184	NR	630	691	NR	760	15	NR	890	0	NR
375	0	NR	505	247	NR	635	625	NR	765	13	NR	895	0	NR
380	0	NR	510	309	NR	640	561	NR	770	11	NR	900	0	NR
385	0	NR	515	369	NR	645	499	NR	775	9	NR	905	0	NR
390	0	NR	520	419	NR	650	441	NR	780	8	NR	910	0	NR
395	0	NR	525	460	NR	655	388	NR	785	7	NR	915	0	NR
400	1	NR	530	492	NR	660	338	NR	790	6	NR	920	0	NR
405	3	NR	535	524	NR	665	294	NR	795	5	NR	925	0	NR
410	7	NR	540	553	NR	670	253	NR	800	4	NR	930	0	NR
415	15	NR	545	588	NR	675	218	NR	805	4	NR	935	0	NR
420	31	NR	550	625	NR	680	188	NR	810	3	NR	940	0	NR
425	60	NR	555	670	NR	685	161	NR	815	3	NR	945	0	NR
430	107	NR	560	723	NR	690	139	NR	820	3	NR	950	0	NR
435	183	NR	565	780	NR	695	118	NR	825	2	NR	955	0	NR
440	289	NR	570	837	NR	700	100	NR	830	2	NR	960	0	NR
445	460	NR	575	894	NR	705	85	NR	835	2	NR	965	0	NR
450	646	NR	580	942	NR	710	73	NR	840	1	NR	970	0	NR
455	561	NR	585	976	NR	715	62	NR	845	1	NR	975	0	NR
460	331	NR	590	998	NR	720	53	NR	850	1	NR	980	0	NR
465	238	NR	595	1000	NR	725	45	NR	855	1	NR	985	0	NR
470	178	NR	600	990	NR	730	39	NR	860	1	NR	990	0	NR
475	120	NR	605	962	NR	735	33	NR	865	1	NR	995	0	NR
480	96	NR	610	925	NR	740	28	NR	870	1	NR	1000	0	NR
485	95	NR	615	873	NR	745	24	NR	875	1	NR			

REPORT NUMBER: SP1-2407-157-4

Melanopic Flux vs. Wavelength



Melanopic Lumens: NR

M/P: 2.27

λ (nm)	Power W [^] /nm	Lumens (φ/nm)	λ (nm)	Power W [^] /nm	Lumens (φ/nm)	λ (nm)	Power W [^] /nm	Lumens (φ/nm)	λ (nm)	Power W [^] /nm	Lumens (φ/nm)	λ (nm)	Power W [^] /nm	Lumens (φ/nm)
360	0	NR	490	104	NR	620	818	NR	750	20	NR	880	1	NR
365	0	NR	495	135	NR	625	755	NR	755	17	NR	885	0	NR
370	0	NR	500	184	NR	630	691	NR	760	15	NR	890	0	NR
375	0	NR	505	247	NR	635	625	NR	765	13	NR	895	0	NR
380	0	NR	510	309	NR	640	561	NR	770	11	NR	900	0	NR
385	0	NR	515	369	NR	645	499	NR	775	9	NR	905	0	NR
390	0	NR	520	419	NR	650	441	NR	780	8	NR	910	0	NR
395	0	NR	525	460	NR	655	388	NR	785	7	NR	915	0	NR
400	1	NR	530	492	NR	660	338	NR	790	6	NR	920	0	NR
405	3	NR	535	524	NR	665	294	NR	795	5	NR	925	0	NR
410	7	NR	540	553	NR	670	253	NR	800	4	NR	930	0	NR
415	15	NR	545	588	NR	675	218	NR	805	4	NR	935	0	NR
420	31	NR	550	625	NR	680	188	NR	810	3	NR	940	0	NR
425	60	NR	555	670	NR	685	161	NR	815	3	NR	945	0	NR
430	107	NR	560	723	NR	690	139	NR	820	3	NR	950	0	NR
435	183	NR	565	780	NR	695	118	NR	825	2	NR	955	0	NR
440	289	NR	570	837	NR	700	100	NR	830	2	NR	960	0	NR
445	460	NR	575	894	NR	705	85	NR	835	2	NR	965	0	NR
450	646	NR	580	942	NR	710	73	NR	840	1	NR	970	0	NR
455	561	NR	585	976	NR	715	62	NR	845	1	NR	975	0	NR
460	331	NR	590	998	NR	720	53	NR	850	1	NR	980	0	NR
465	238	NR	595	1000	NR	725	45	NR	855	1	NR	985	0	NR
470	178	NR	600	990	NR	730	39	NR	860	1	NR	990	0	NR
475	120	NR	605	962	NR	735	33	NR	865	1	NR	995	0	NR
480	96	NR	610	925	NR	740	28	NR	870	1	NR	1000	0	NR
485	95	NR	615	873	NR	745	24	NR	875	1	NR			

Summary

$R_f = 74.6$
 $R_g = 94$
 $CIE R_a = 71.7$
 $R_9 = -34.8$



Color Vector Graphics

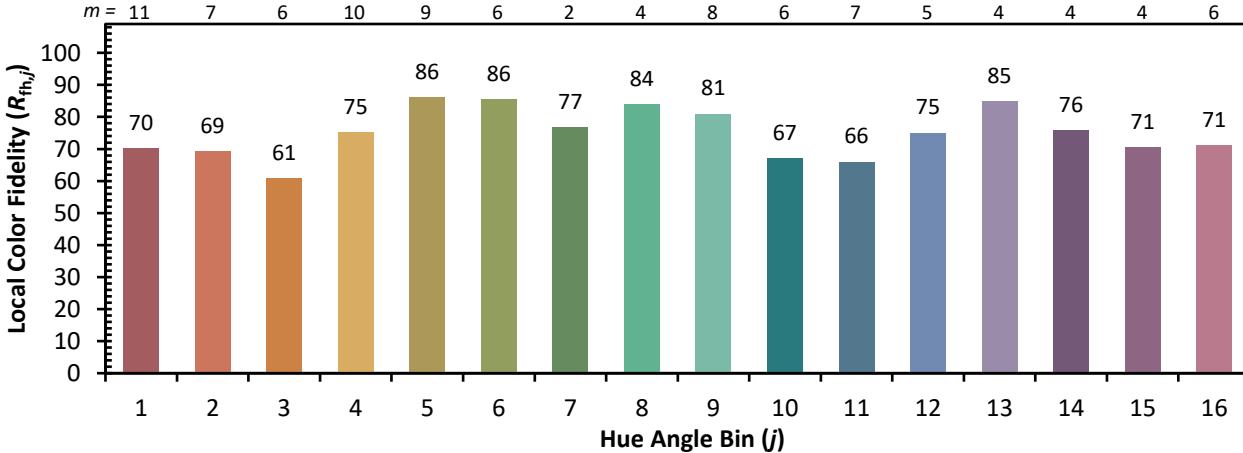


Individual Sample Fidelity Index ($R_{f,i}$)

CES01 = 86	CES26 = 65	CES51 = 87	CES76 = 58
CES02 = 62	CES27 = 89	CES52 = 85	CES77 = 76
CES03 = 31	CES28 = 84	CES53 = 77	CES78 = 61
CES04 = 71	CES29 = 68	CES54 = 85	CES79 = 86
CES05 = 49	CES30 = 83	CES55 = 84	CES80 = 83
CES06 = 51	CES31 = 71	CES56 = 74	CES81 = 73
CES07 = 41	CES32 = 64	CES57 = 74	CES82 = 93
CES08 = 40	CES33 = 78	CES58 = 75	CES83 = 91
CES09 = 29	CES34 = 75	CES59 = 85	CES84 = 88
CES10 = 76	CES35 = 87	CES60 = 90	CES85 = 75
CES11 = 59	CES36 = 92	CES61 = 81	CES86 = 64
CES12 = 65	CES37 = 84	CES62 = 89	CES87 = 77
CES13 = 43	CES38 = 92	CES63 = 75	CES88 = 80
CES14 = 74	CES39 = 96	CES64 = 65	CES89 = 67
CES15 = 71	CES40 = 92	CES65 = 64	CES90 = 80
CES16 = 47	CES41 = 93	CES66 = 60	CES91 = 78
CES17 = 50	CES42 = 86	CES67 = 58	CES92 = 56
CES18 = 56	CES43 = 77	CES68 = 66	CES93 = 73
CES19 = 73	CES44 = 99	CES69 = 75	CES94 = 49
CES20 = 66	CES45 = 85	CES70 = 60	CES95 = 66
CES21 = 87	CES46 = 81	CES71 = 56	CES96 = 76
CES22 = 79	CES47 = 86	CES72 = 85	CES97 = 82
CES23 = 92	CES48 = 75	CES73 = 52	CES98 = 76
CES24 = 91	CES49 = 79	CES74 = 95	CES99 = 64
CES25 = 73	CES50 = 86	CES75 = 60	



Color Rendition by Hue-Angle Bin



Measure Comparisons



(END OF REPORT)